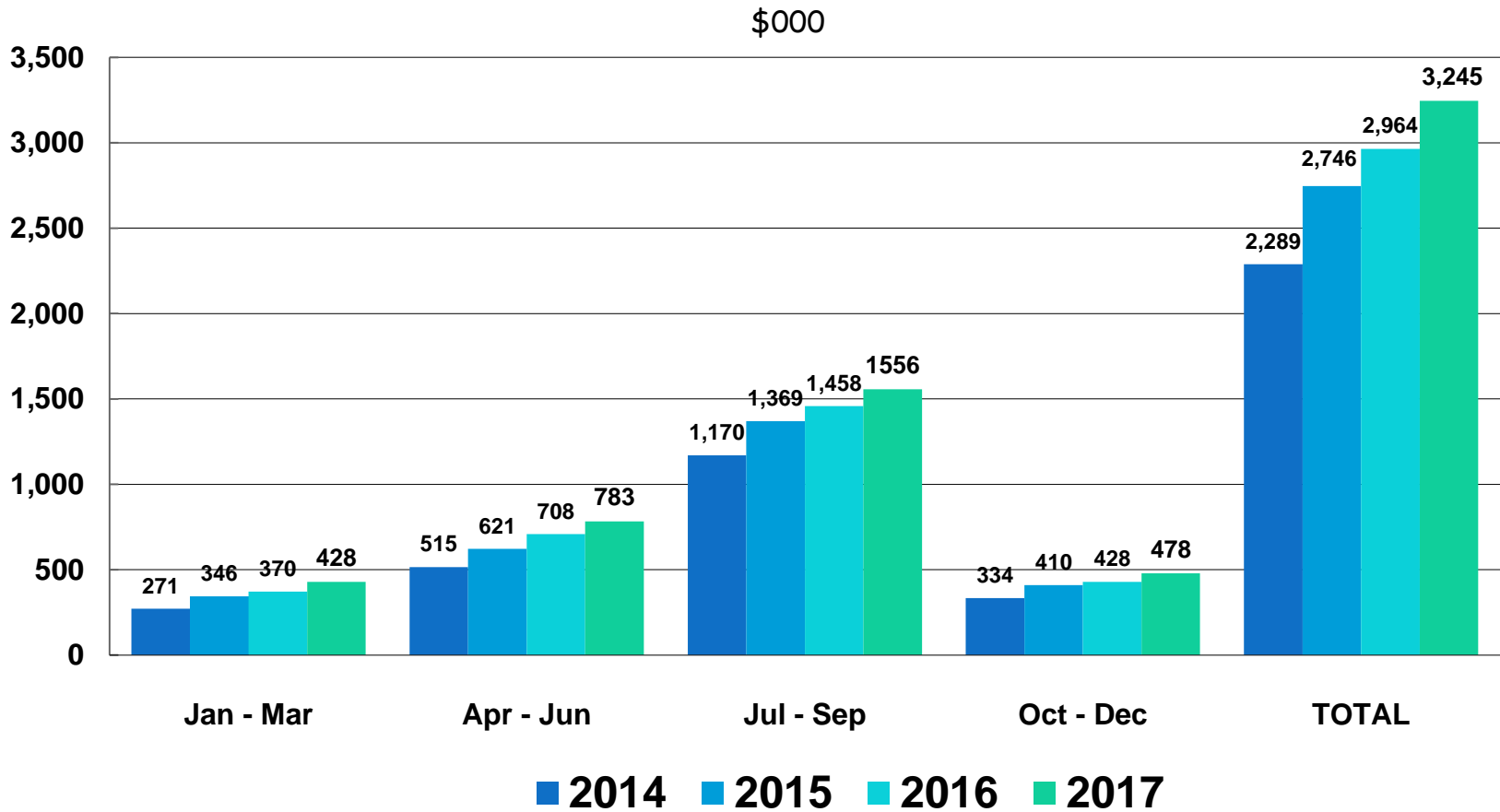


Tillamook County TLT Revenue



Tillamook County
Transient Lodging Tax Revenue
2017

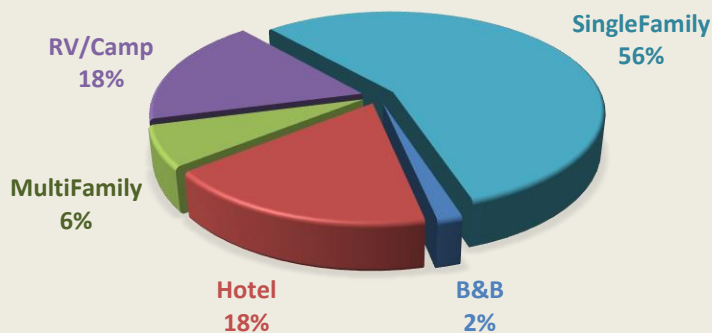
By Location

Location	Quarter				Grand Total
	2017 Q1	2017 Q2	2017 Q3	2017 Q4	
Manzanita, Nehalem, Wheeler	11,096	20,901	48,397	14,041	94,434
Rockaway Beach	10,287	20,186	46,797	12,763	90,032
Tillamook, Bay City, Garibaldi	8,355	13,727	17,521	6,022	45,624
Uninc - Cloverdale	11,360	25,711	54,772	15,848	107,690
Uninc - Garibaldi	10,269	26,515	56,006	8,981	101,772
Uninc - Manzanita	36,950	81,332	178,947	49,451	346,680
Uninc - Neskowin	43,526	76,839	177,736	50,694	348,795
Uninc - Oceanside	60,901	118,629	240,549	74,543	494,621
Uninc - Pacific City	107,558	211,978	439,249	131,742	890,527
Uninc - Rockaway Beach	30,519	58,732	129,005	35,686	253,943
Uninc - Tillamook	15,068	37,913	72,170	16,471	141,622
Various - Online	82,076	90,043	94,771	62,205	329,095
Grand Total	427,965	782,505	1,555,920	478,445	3,244,835

By Lodging Type

Lodging Type	Quarter				Grand Total
	2017 Q1	2017 Q2	2017 Q3	2017 Q4	
B&B	5,899	13,067	24,762	9,141	52,869
Hotel	83,946	144,087	250,685	95,605	574,324
MultiFamily	26,717	50,622	104,767	32,123	214,229
RV/Camp	61,382	153,063	291,993	65,115	571,553
SingleFamily	250,020	421,667	883,713	276,461	1,831,861
Grand Total	427,965	782,505	1,555,920	478,445	3,244,835

2017 LODGING TYPE



Tillamook County
Transient Lodging Tax Revenue
2016

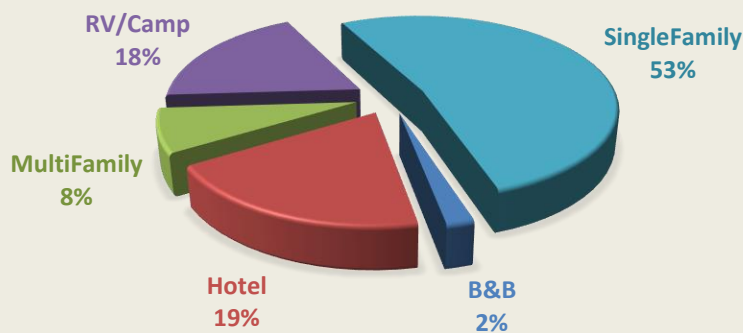
By Location

Location	Quarter				Grand Total
	2016 Q1	2016 Q2	2016 Q3	2016 Q4	
Manzanita, Nehalem, Wheeler	10,900	21,360	47,225	14,478	93,963
Rockaway Beach	10,838	20,353	42,676	12,536	86,404
Tillamook, Bay City, Garibaldi	7,495	13,728	27,237	9,064	57,524
Uninc - Cloverdale	13,761	28,425	56,117	13,280	111,582
Uninc - Garibaldi	7,701	25,628	49,038	6,329	88,695
Uninc - Manzanita	36,053	91,455	174,445	44,979	346,932
Uninc - Neskowin	42,835	74,621	175,086	55,594	348,136
Uninc - Oceanside	71,326	129,644	261,132	85,817	547,919
Uninc - Pacific City	120,182	199,614	420,773	134,614	875,183
Uninc - Rockaway Beach	29,867	59,694	132,045	35,219	256,824
Uninc - Tillamook	13,374	37,917	71,915	16,259	139,464
Various - Online	6,423	5,157	284	112	11,976
Grand Total	370,754	707,595	1,457,971	428,281	2,964,602

By Lodging Type

Lodging Type	Quarter				Grand Total
	2016 Q1	2016 Q2	2016 Q3	2016 Q4	
B&B	7,290	13,904	26,311	10,352	57,857
Hotel	92,848	142,554	247,576	92,087	575,065
MultiFamily	32,736	52,427	107,966	34,198	227,327
RV/Camp	56,810	154,236	272,280	63,270	546,596
SingleFamily	181,070	344,475	803,839	228,373	1,557,756
Grand Total	370,754	707,595	1,457,971	428,281	2,964,602

2016 LODGING TYPE



Tillamook County
Transient Lodging Tax Revenue
2015

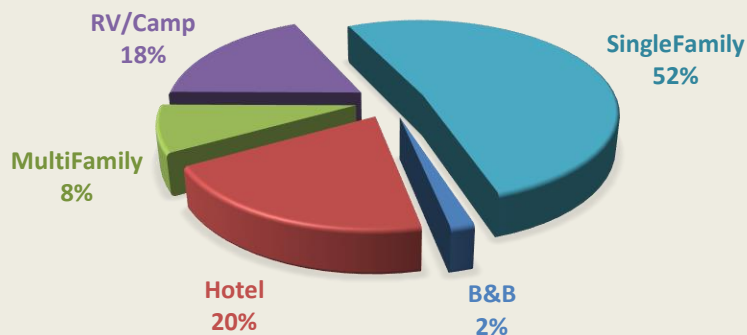
By Location

Location	Quarter				Grand Total
	2015 Q1	2015 Q2	2015 Q3	2015 Q4	
Manzanita, Nehalem, Wheeler	10,890	18,851	42,596	13,020	85,356
Rockaway Beach	11,025	17,692	40,358	11,122	80,197
Tillamook, Bay City, Garibaldi	10,932	18,053	24,876	9,036	62,897
Uninc - Cloverdale	13,209	23,795	50,807	11,015	98,826
Uninc - Garibaldi	8,670	22,221	44,211	5,876	80,977
Uninc - Manzanita	25,564	61,989	168,034	44,551	300,138
Uninc - Neskowin	40,953	64,452	162,662	57,171	325,239
Uninc - Oceanside	64,838	106,061	242,621	74,853	488,373
Uninc - Pacific City	118,444	187,788	393,712	128,076	828,021
Uninc - Rockaway Beach	26,693	50,044	115,814	33,331	225,881
Uninc - Tillamook	15,170	36,256	65,320	15,061	131,807
Various - Online	-	13,969	18,463	7,242	39,674
Grand Total	346,388	621,169	1,369,474	410,355	2,747,386

By Lodging Type

Lodging Type	Quarter				Grand Total
	2015 Q1	2015 Q2	2015 Q3	2015 Q4	
B&B	4,889	10,639	23,631	7,231	46,390
Hotel	82,359	133,480	243,355	95,484	554,678
MultiFamily	34,931	51,692	106,919	33,085	226,627
RV/Camp	51,744	129,273	258,553	54,190	493,760
SingleFamily	172,466	296,084	737,017	220,364	1,425,931
Grand Total	346,388	621,169	1,369,474	410,355	2,747,386

2015 LODGING TYPE



Tillamook County
Transient Lodging Tax Revenue
2014

By Location

Location	Quarter				Grand Total
	2014 Q1	2014 Q2	2014 Q3	2014 Q4	
Manzanita, Nehalem, Wheeler	9,649	16,577	39,860	11,843	77,929
Rockaway Beach	7,263	13,742	33,063	9,640	63,708
Tillamook, Bay City, Garibaldi	7,874	15,985	32,452	11,569	67,880
Uninc - Cloverdale	8,924	18,628	46,691	11,244	85,487
Uninc - Garibaldi	6,242	19,677	42,166	5,115	73,200
Uninc - Manzanita	24,807	57,193	131,531	29,888	243,419
Uninc - Neskowin	33,660	51,169	127,480	44,043	256,352
Uninc - Oceanside	47,803	89,943	210,005	64,088	411,839
Uninc - Pacific City	92,692	164,342	355,306	108,281	720,621
Uninc - Rockaway Beach	21,469	36,204	92,492	25,431	175,595
Uninc - Tillamook	10,722	31,750	60,363	13,095	115,929
Grand Total	271,105	515,211	1,171,408	334,236	2,291,960

By Lodging Type

Lodging Type	Quarter				Grand Total
	2014 Q1	2014 Q2	2014 Q3	2014 Q4	
B&B	4,479	7,284	15,785	4,893	32,441
Hotel	70,517	113,131	215,578	83,642	482,868
MultiFamily	26,505	43,848	99,578	32,693	202,623
RV/Camp	39,786	111,867	236,802	40,113	428,567
SingleFamily	129,819	239,081	603,665	172,894	1,145,460
Grand Total	271,105	515,211	1,171,408	334,236	2,291,960

2014 LODGING TYPE

