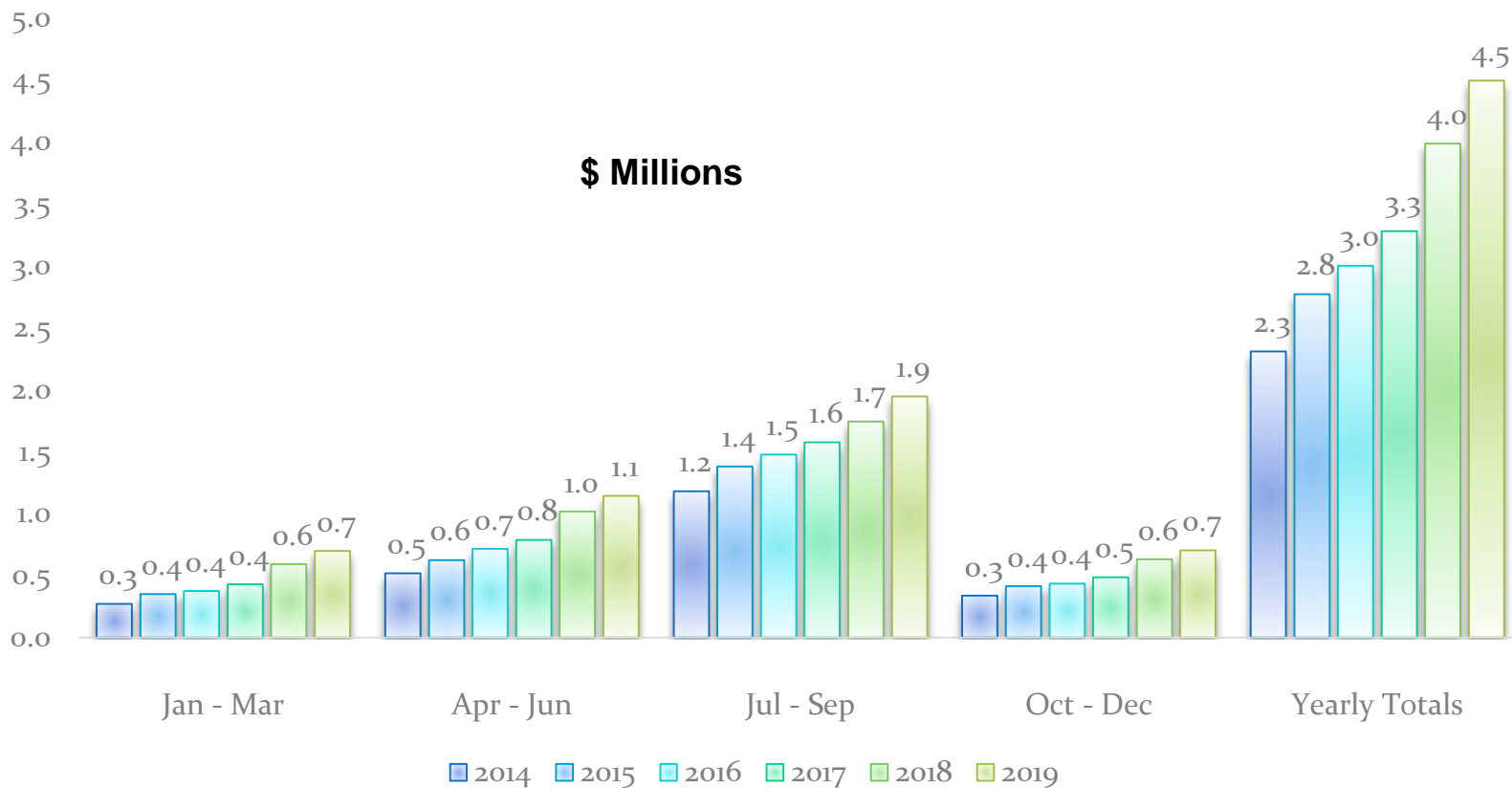


Tillamook County TLT Revenue

Taxable Revenue \$358 M
Tax Collected \$19.8 M



Tillamook County
Transient Lodging Tax Revenue
 CY 2019

By Location

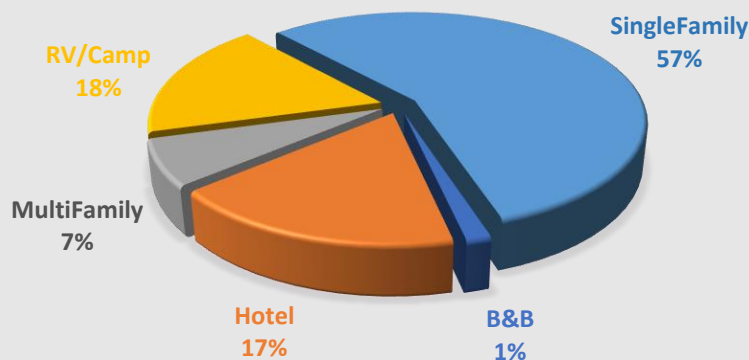
(Rounded to nearest dollar)

Location	Quarter				Grand Total
	2019 Q1	2019 Q2	2019 Q3	2019 Q4	
Manzanita, Nehalem, Wheeler	10,981	20,892	43,947	13,711	89,532
Rockaway Beach	10,977	21,287	44,849	13,951	91,065
Tillamook, Bay City, Garibaldi	7,357	13,806	16,062	4,845	42,070
Uninc - Cloverdale	13,939	31,018	57,621	17,473	120,052
Uninc - Garibaldi	14,138	29,606	49,997	13,199	106,939
Uninc - Manzanita	36,485	92,484	172,780	50,840	352,589
Uninc - Neskowin	30,495	53,518	130,014	36,163	250,190
Uninc - Oceanside	54,622	101,093	197,375	66,410	419,500
Uninc - Pacific City	165,956	288,908	555,710	209,693	1,220,267
Uninc - Rockaway Beach	28,758	48,692	105,841	26,618	209,909
Uninc - Tillamook	15,119	43,868	70,884	19,187	149,058
Various - Online	310,046	399,759	501,325	234,375	1,445,506
Grand Total	698,874	1,144,933	1,946,405	706,464	4,496,676

By Lodging Type

Lodging Type	Quarter				Grand Total
	2019 Q1	2019 Q2	2019 Q3	2019 Q4	
B&B	5,137	10,552	21,176	7,181	44,046
Hotel	134,992	227,089	362,277	157,895	882,252
MultiFamily	26,315	44,653	88,921	29,933	189,823
RV/Camp	72,839	179,670	313,266	77,974	643,749
SingleFamily	459,591	682,969	1,160,765	433,481	2,736,806
Grand Total	698,874	1,144,933	1,946,405	706,464	4,496,676

2019 LODGING TYPE



Tillamook County
Transient Lodging Tax Revenue
 CY 2018

By Location

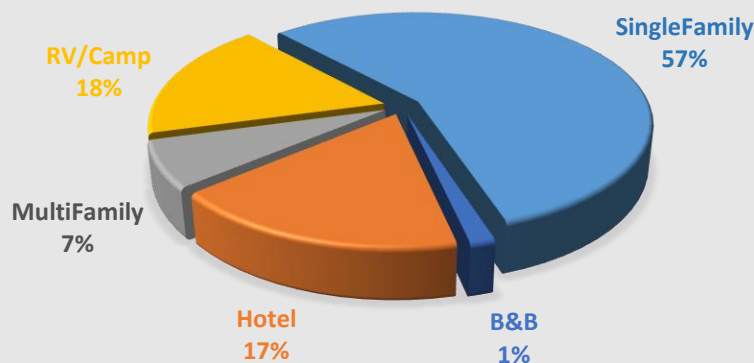
(Rounded to nearest dollar)

Location	Quarter				Grand Total
	2018 Q1	2018 Q2	2018 Q3	2018 Q4	
Manzanita, Nehalem, Wheeler	11,831	24,675	49,697	14,212	100,415
Rockaway Beach	11,936	22,458	47,925	12,529	94,848
Tillamook, Bay City, Garibaldi	9,345	13,971	19,088	7,745	50,149
Uninc - Cloverdale	18,704	35,807	56,008	14,771	125,290
Uninc - Garibaldi	13,452	30,110	53,651	11,495	108,708
Uninc - Manzanita	52,883	112,145	181,068	49,188	395,284
Uninc - Neskowin	42,283	78,328	155,795	39,893	316,300
Uninc - Oceanside	63,493	115,892	209,657	67,419	456,461
Uninc - Pacific City	143,329	288,915	532,434	182,651	1,147,329
Uninc - Rockaway Beach	37,428	65,502	128,573	31,934	263,437
Uninc - Tillamook	19,655	50,495	68,739	16,097	154,987
Various - Online	167,382	178,182	240,361	182,905	768,829
Grand Total	591,721	1,016,480	1,742,998	630,839	3,982,038

By Lodging Type

Lodging Type	Quarter				Grand Total
	2018 Q1	2018 Q2	2018 Q3	2018 Q4	
B&B	5,076	14,282	25,994	7,252	52,604
Hotel	109,066	198,718	347,663	145,020	800,467
MultiFamily	25,882	50,009	101,733	31,958	209,582
RV/Camp	79,894	194,828	293,035	69,355	637,112
SingleFamily	371,802	558,643	974,573	377,254	2,282,272
Grand Total	591,721	1,016,480	1,742,998	630,839	3,982,038

2018 LODGING TYPE



Tillamook County
Transient Lodging Tax Revenue
 CY 2017

By Location

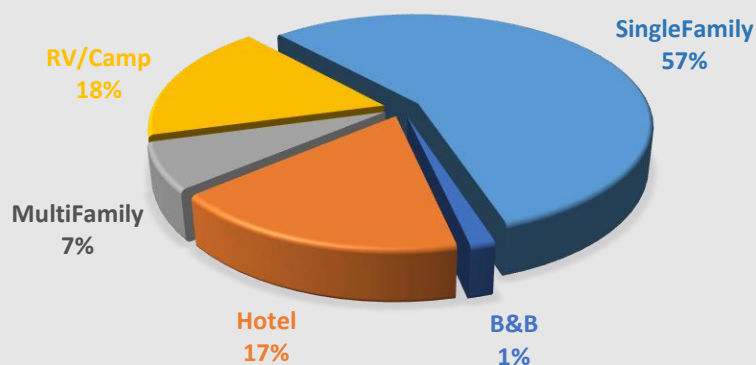
(Rounded to nearest dollar)

Location	Quarter				Grand Total
	2017 Q1	2017 Q2	2017 Q3	2017 Q4	
Manzanita, Nehalem, Wheeler	11,088	20,963	47,589	14,267	93,908
Rockaway Beach	10,796	20,809	47,663	13,280	92,547
Tillamook, Bay City, Garibaldi	8,360	13,643	27,169	9,371	58,542
Uninc - Cloverdale	11,343	25,711	55,157	16,521	108,731
Uninc - Garibaldi	10,269	26,515	56,006	8,981	101,772
Uninc - Manzanita	37,183	81,725	178,545	49,752	347,205
Uninc - Neskowin	43,696	78,824	180,853	51,567	354,940
Uninc - Oceanside	62,536	122,789	256,449	79,156	520,929
Uninc - Pacific City	110,122	218,983	450,939	135,420	915,463
Uninc - Rockaway Beach	30,384	58,642	129,223	35,639	253,888
Uninc - Tillamook	15,068	37,997	73,648	16,749	143,463
Various - Online	78,499	80,358	71,862	55,668	286,387
Grand Total	429,345	786,958	1,575,102	486,371	3,277,776

By Lodging Type

Lodging Type	Quarter				Grand Total
	2017 Q1	2017 Q2	2017 Q3	2017 Q4	
B&B	5,267	11,927	22,460	8,513	48,166
Hotel	81,888	141,672	251,615	95,746	570,922
MultiFamily	27,731	50,674	110,684	34,461	223,551
RV/Camp	61,589	153,534	294,362	65,566	575,050
SingleFamily	252,870	429,151	895,981	282,086	1,860,087
Grand Total	429,345	786,958	1,575,102	486,371	3,277,776

2017 LODGING TYPE



Tillamook County
Transient Lodging Tax Revenue
 CY 2016

By Location

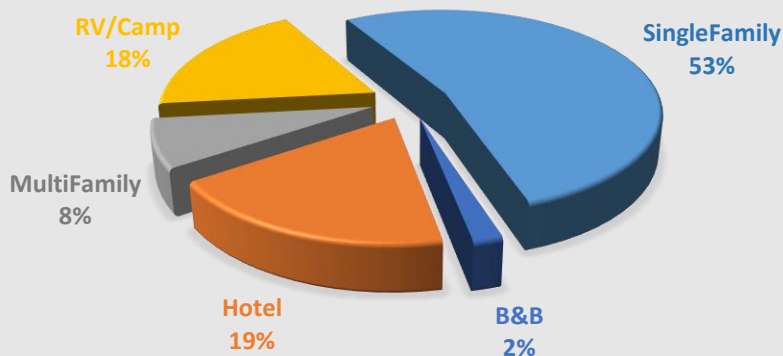
(Rounded to nearest dollar)

Location	Quarter				Grand Total
	2016 Q1	2016 Q2	2016 Q3	2016 Q4	
Manzanita, Nehalem, Wheeler	10,900	21,359	47,225	14,474	93,958
Rockaway Beach	11,666	21,358	44,098	13,792	90,915
Tillamook, Bay City, Garibaldi	7,495	13,728	27,242	9,086	57,551
Uninc - Cloverdale	14,078	29,107	57,423	13,567	114,175
Uninc - Garibaldi	7,701	25,628	49,038	6,329	88,695
Uninc - Manzanita	37,483	93,648	181,486	46,113	358,730
Uninc - Neskowin	42,835	74,621	174,991	55,746	348,193
Uninc - Oceanside	71,756	130,593	261,821	86,319	550,489
Uninc - Pacific City	120,819	201,200	423,982	135,440	881,442
Uninc - Rockaway Beach	30,262	60,361	133,200	35,632	259,455
Uninc - Tillamook	13,557	38,309	74,349	16,868	143,083
Various - Online	6,423	5,157	284	112	11,976
Grand Total	374,976	715,068	1,475,139	433,478	2,998,662

By Lodging Type

Lodging Type	Quarter				Grand Total
	2016 Q1	2016 Q2	2016 Q3	2016 Q4	
B&B	6,990	14,060	25,590	9,953	56,592
Hotel	91,198	139,767	242,109	88,845	561,919
MultiFamily	32,448	52,256	107,852	36,434	228,990
RV/Camp	57,148	155,023	274,193	63,688	550,051
SingleFamily	187,192	353,963	825,396	234,558	1,601,109
Grand Total	374,976	715,068	1,475,139	433,478	2,998,662

2016 LODGING TYPE



Tillamook County
Transient Lodging Tax Revenue
 CY 2015

By Location

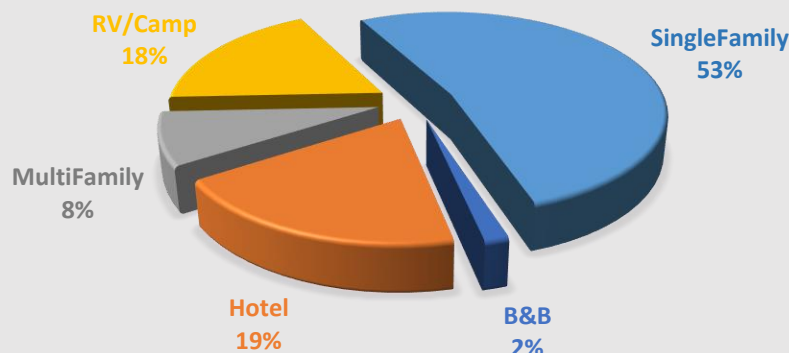
(Rounded to nearest dollar)

Location	Quarter				Grand Total
	2015 Q1	2015 Q2	2015 Q3	2015 Q4	
Manzanita, Nehalem, Wheeler	10,890	18,851	42,526	13,020	85,286
Rockaway Beach	11,602	18,686	41,640	11,712	83,639
Tillamook, Bay City, Garibaldi	10,932	18,053	24,876	9,036	62,897
Uninc - Cloverdale	13,209	23,795	51,155	11,065	99,224
Uninc - Garibaldi	8,670	22,221	44,211	5,876	80,977
Uninc - Manzanita	25,928	62,349	170,872	44,699	303,849
Uninc - Neskowin	40,953	64,452	162,657	57,171	325,234
Uninc - Oceanside	65,212	106,440	243,107	75,057	489,816
Uninc - Pacific City	119,633	189,187	396,981	129,174	834,975
Uninc - Rockaway Beach	27,172	50,523	116,368	33,902	227,965
Uninc - Tillamook	16,413	36,911	66,772	15,534	135,630
Various - Online	4	13,969	18,463	7,242	39,678
Grand Total	350,617	625,435	1,379,628	413,488	2,769,168

By Lodging Type

Lodging Type	Quarter				Grand Total
	2015 Q1	2015 Q2	2015 Q3	2015 Q4	
B&B	4,234	9,954	22,200	6,746	43,134
Hotel	80,943	129,384	234,021	91,852	536,200
MultiFamily	34,598	53,508	109,585	35,170	232,861
RV/Camp	52,272	130,279	260,988	54,893	498,432
SingleFamily	178,571	302,310	752,834	224,827	1,458,542
Grand Total	350,617	625,435	1,379,628	413,488	2,769,168

2015 LODGING TYPE



Tillamook County
Transient Lodging Tax Revenue
 CY 2014

By Location

(Rounded to nearest dollar)

Location	Quarter				Grand Total
	2014 Q1	2014 Q2	2014 Q3	2014 Q4	
Manzanita, Nehalem, Wheeler	9,649	16,577	39,860	11,843	77,929
Rockaway Beach	7,551	14,464	33,957	10,008	65,980
Tillamook, Bay City, Garibaldi	7,874	15,985	32,452	11,569	67,880
Uninc - Cloverdale	8,924	18,628	46,691	11,244	85,487
Uninc - Garibaldi	6,242	19,677	42,166	5,115	73,200
Uninc - Manzanita	25,076	57,552	133,315	30,078	246,020
Uninc - Neskowin	33,660	51,169	127,480	44,043	256,352
Uninc - Oceanside	47,968	90,368	210,520	64,297	413,154
Uninc - Pacific City	93,479	165,389	358,488	109,597	726,952
Uninc - Rockaway Beach	21,469	36,219	93,399	25,870	176,956
Uninc - Tillamook	10,722	31,871	60,531	13,348	116,471
Grand Total	272,613	517,899	1,178,857	337,012	2,306,381

By Lodging Type

Lodging Type	Quarter				Grand Total
	2014 Q1	2014 Q2	2014 Q3	2014 Q4	
B&B	3,613	6,878	13,846	4,143	28,480
Hotel	67,895	110,054	207,648	79,570	465,168
MultiFamily	28,647	44,209	101,943	35,248	210,048
RV/Camp	40,038	112,375	239,014	40,792	432,218
SingleFamily	132,419	244,382	616,407	177,259	1,170,467
Grand Total	272,613	517,899	1,178,857	337,012	2,306,381

2014 LODGING TYPE

