

Tillamook County  
**Transient Lodging Tax Revenue**  
 CY 2020

**By Location**

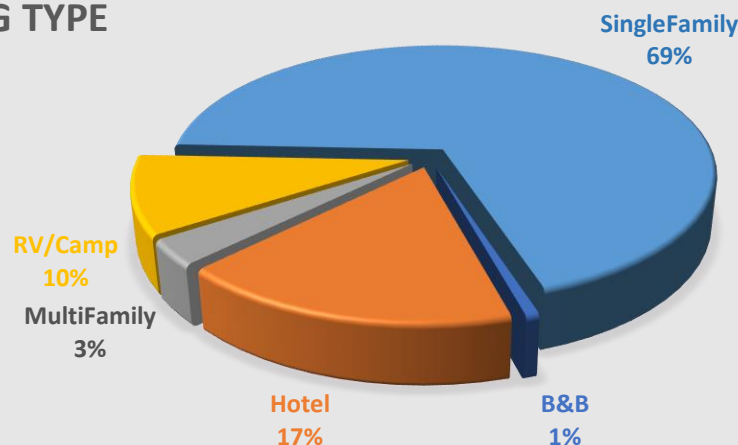
(Rounded to nearest dollar)

Location	Quarter				Grand Total
	2020 Q1	2020 Q2	2020 Q3	2020 Q4	
Manzanita, Nehalem, Wheeler	9,449	9,524	49,805	24,987	93,765
Rockaway Beach	8,623	8,356	42,267	20,091	79,337
Tillamook, Bay City, Garibaldi	6,968	6,318	23,455	9,294	46,035
Uninc - Cloverdale	15,336	17,064	66,136	22,106	120,641
Uninc - Garibaldi	9,927	(4,681)	16,019	15,068	36,333
Uninc - Manzanita	31,082	37,077	194,494	65,345	327,999
Uninc - Neskowin	24,800	24,867	140,919	69,262	259,847
Uninc - Oceanside	47,682	44,618	189,812	78,439	360,551
Uninc - Pacific City	148,219	124,140	641,725	293,554	1,207,638
Uninc - Rockaway Beach	19,617	19,722	103,944	48,860	192,142
Uninc - Tillamook	13,894	6,293	50,029	14,972	85,188
Various - Online	248,354	328,969	743,974	558,544	1,879,842
<b>Grand Total</b>	<b>583,952</b>	<b>622,265</b>	<b>2,262,578</b>	<b>1,220,524</b>	<b>4,689,320</b>

**By Lodging Type**

Lodging Type	Quarter				Grand Total
	2020 Q1	2020 Q2	2020 Q3	2020 Q4	
B&B	4,211	4,160	17,342	5,922	31,635
Hotel	121,906	83,640	395,017	197,150	797,712
MultiFamily	17,118	15,051	78,046	39,468	149,683
RV/Camp	55,085	50,524	252,347	101,107	459,063
SingleFamily	385,632	468,890	1,519,826	876,877	3,251,226
<b>Grand Total</b>	<b>583,952</b>	<b>622,265</b>	<b>2,262,578</b>	<b>1,220,524</b>	<b>4,689,320</b>

**2020 LODGING TYPE**



Tillamook County  
**Transient Lodging Tax Revenue**  
 CY 2019

**By Location**

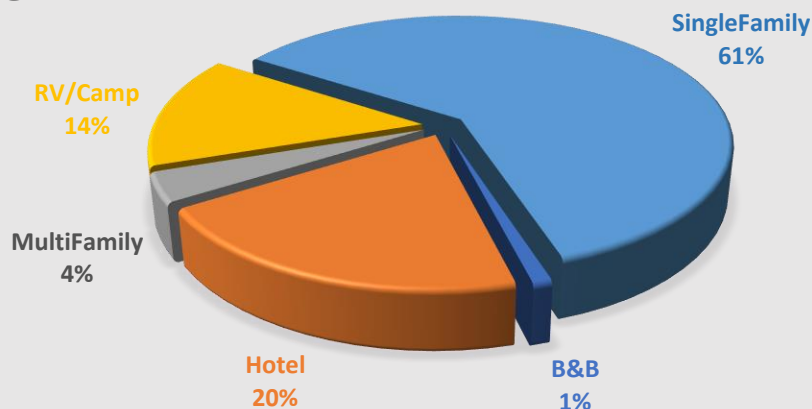
(Rounded to nearest dollar)

Location	Quarter				Grand Total
	2019 Q1	2019 Q2	2019 Q3	2019 Q4	
Manzanita, Nehalem, Wheeler	10,981	20,892	44,274	14,519	90,666
Rockaway Beach	11,070	21,350	44,700	13,824	90,945
Tillamook, Bay City, Garibaldi	7,357	13,806	16,062	5,395	42,620
Uninc - Cloverdale	13,939	31,018	57,621	17,520	120,099
Uninc - Garibaldi	14,138	29,606	49,997	13,199	106,939
Uninc - Manzanita	36,485	92,311	172,973	51,144	352,913
Uninc - Neskowin	30,495	53,518	126,874	36,163	247,050
Uninc - Oceanside	54,622	101,093	197,375	66,881	419,971
Uninc - Pacific City	165,956	288,908	555,710	209,371	1,219,945
Uninc - Rockaway Beach	28,758	48,692	105,901	27,461	210,812
Uninc - Tillamook	15,119	43,851	70,870	19,187	149,027
Various - Online	310,046	399,759	501,325	234,375	1,445,506
<b>Grand Total</b>	<b>698,967</b>	<b>1,144,806</b>	<b>1,943,681</b>	<b>709,038</b>	<b>4,496,493</b>

**By Lodging Type**

Lodging Type	Quarter				Grand Total
	2019 Q1	2019 Q2	2019 Q3	2019 Q4	
B&B	5,137	10,552	21,176	7,181	44,046
Hotel	138,199	232,804	372,877	162,894	906,775
MultiFamily	23,108	38,653	78,388	25,724	165,872
RV/Camp	72,839	179,653	312,962	77,974	643,428
SingleFamily	459,684	683,144	1,158,278	435,266	2,736,372
<b>Grand Total</b>	<b>698,967</b>	<b>1,144,806</b>	<b>1,943,681</b>	<b>709,038</b>	<b>4,496,493</b>

**2019 LODGING TYPE**



Tillamook County  
**Transient Lodging Tax Revenue**  
 CY 2018

**By Location**

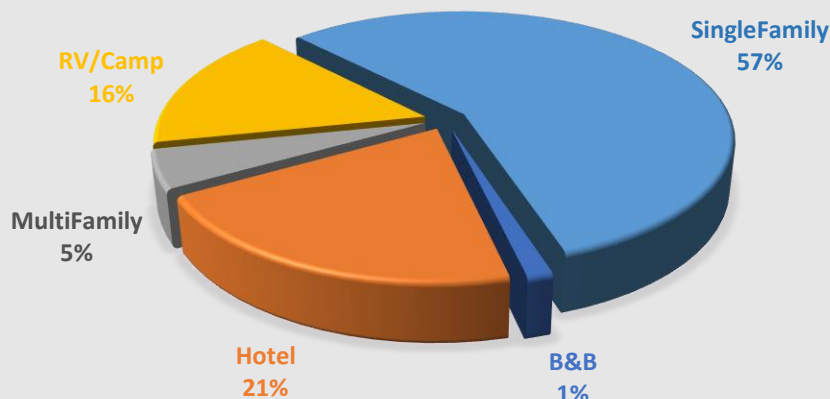
(Rounded to nearest dollar)

Location	Quarter				Grand Total
	2018 Q1	2018 Q2	2018 Q3	2018 Q4	
Manzanita, Nehalem, Wheeler	11,831	24,675	49,697	14,234	100,437
Rockaway Beach	11,979	22,655	48,001	12,579	95,214
Tillamook, Bay City, Garibaldi	9,345	13,971	21,993	7,715	53,023
Uninc - Cloverdale	18,704	35,916	56,008	14,771	125,400
Uninc - Garibaldi	13,452	30,110	53,651	11,495	108,708
Uninc - Manzanita	52,883	112,145	181,318	49,188	395,534
Uninc - Neskowin	43,009	79,055	155,795	39,893	317,753
Uninc - Oceanside	63,493	115,975	211,529	67,340	458,337
Uninc - Pacific City	143,329	288,737	532,672	182,727	1,147,465
Uninc - Rockaway Beach	37,428	65,502	128,636	31,934	263,500
Uninc - Tillamook	19,655	50,495	68,739	16,097	154,987
Various - Online	167,382	178,182	240,361	182,905	768,829
<b>Grand Total</b>	<b>592,490</b>	<b>1,017,417</b>	<b>1,748,400</b>	<b>630,879</b>	<b>3,989,186</b>

**By Lodging Type**

Lodging Type	Quarter				Grand Total
	2018 Q1	2018 Q2	2018 Q3	2018 Q4	
B&B	5,076	14,282	25,994	7,252	52,604
Hotel	109,402	204,737	355,363	149,543	819,044
MultiFamily	26,296	44,814	96,938	27,405	195,453
RV/Camp	79,894	194,828	293,035	69,355	637,112
SingleFamily	371,822	558,756	977,071	377,324	2,284,972
<b>Grand Total</b>	<b>592,490</b>	<b>1,017,417</b>	<b>1,748,400</b>	<b>630,879</b>	<b>3,989,186</b>

**2018 LODGING TYPE**



Tillamook County  
**Transient Lodging Tax Revenue**  
 CY 2017

**By Location**

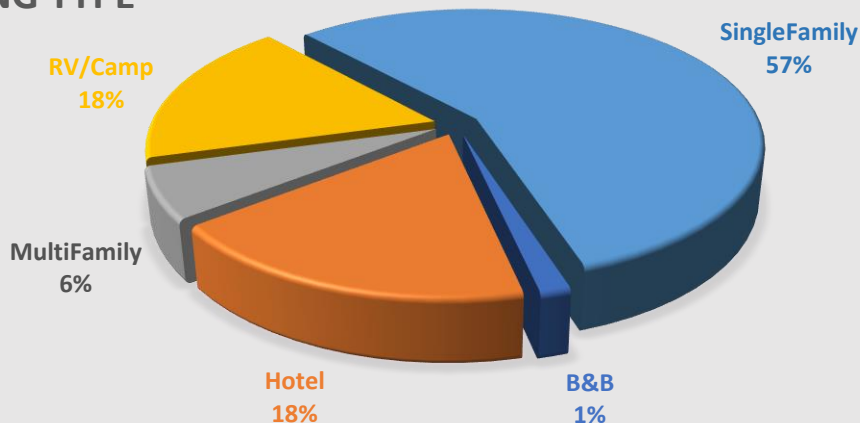
(Rounded to nearest dollar)

Location	Quarter				Grand Total
	2017 Q1	2017 Q2	2017 Q3	2017 Q4	
Manzanita, Nehalem, Wheeler	11,088	20,963	47,589	14,267	93,908
Rockaway Beach	10,796	20,809	47,896	13,299	92,799
Tillamook, Bay City, Garibaldi	8,360	13,643	27,169	9,371	58,542
Uninc - Cloverdale	11,437	25,711	55,285	16,521	108,954
Uninc - Garibaldi	10,269	26,515	56,006	8,981	101,772
Uninc - Manzanita	37,183	81,725	178,545	49,752	347,205
Uninc - Neskowin	43,732	78,859	181,528	51,782	355,901
Uninc - Oceanside	62,536	122,950	259,731	79,156	524,372
Uninc - Pacific City	110,122	218,986	450,939	135,420	915,466
Uninc - Rockaway Beach	30,384	58,642	129,231	35,639	253,896
Uninc - Tillamook	15,068	37,997	73,648	16,749	143,463
Various - Online	78,499	80,358	71,862	55,668	286,387
<b>Grand Total</b>	<b>429,476</b>	<b>787,158</b>	<b>1,579,428</b>	<b>486,604</b>	<b>3,282,666</b>

**By Lodging Type**

Lodging Type	Quarter				Grand Total
	2017 Q1	2017 Q2	2017 Q3	2017 Q4	
B&B	5,267	11,927	22,460	8,513	48,166
Hotel	84,906	147,141	261,209	99,911	593,167
MultiFamily	24,749	45,241	101,973	30,530	202,493
RV/Camp	61,589	153,534	294,362	65,566	575,050
SingleFamily	252,964	429,316	899,424	282,086	1,863,790
<b>Grand Total</b>	<b>429,476</b>	<b>787,158</b>	<b>1,579,428</b>	<b>486,604</b>	<b>3,282,666</b>

**2017 LODGING TYPE**



Tillamook County  
**Transient Lodging Tax Revenue**  
 CY 2016

**By Location**

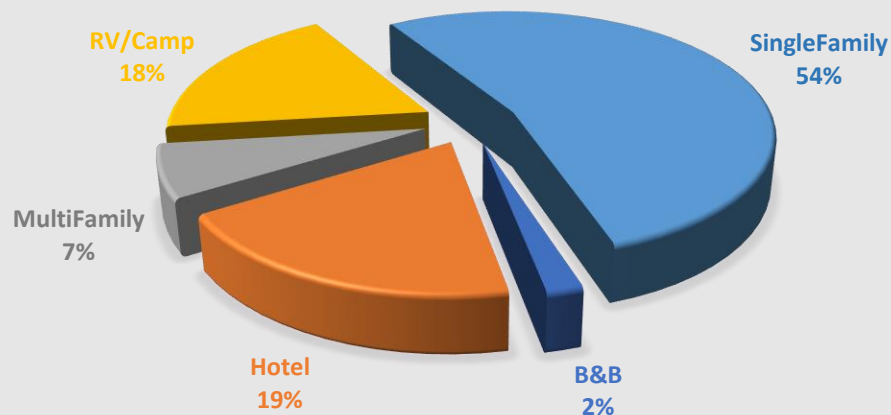
(Rounded to nearest dollar)

Location	Quarter				Grand Total
	2016 Q1	2016 Q2	2016 Q3	2016 Q4	
Manzanita, Nehalem, Wheeler	10,900	21,359	47,225	14,474	93,958
Rockaway Beach	11,666	21,358	44,098	13,899	91,022
Tillamook, Bay City, Garibaldi	7,495	13,728	27,242	9,086	57,551
Uninc - Cloverdale	14,078	29,107	57,423	13,567	114,175
Uninc - Garibaldi	7,701	25,628	49,038	6,329	88,695
Uninc - Manzanita	37,483	93,830	181,611	46,132	359,055
Uninc - Neskowin	42,835	74,621	174,991	55,746	348,193
Uninc - Oceanside	72,591	132,409	265,344	87,993	558,337
Uninc - Pacific City	121,551	202,991	425,909	136,411	886,863
Uninc - Rockaway Beach	30,262	60,361	133,200	36,459	260,282
Uninc - Tillamook	13,865	38,838	75,244	20,824	148,772
Various - Online	6,423	5,157	284	112	11,976
<b>Grand Total</b>	<b>376,852</b>	<b>719,387</b>	<b>1,481,609</b>	<b>441,032</b>	<b>3,018,879</b>

**By Lodging Type**

Lodging Type	Quarter				Grand Total
	2016 Q1	2016 Q2	2016 Q3	2016 Q4	
B&B	6,990	14,698	26,094	9,972	57,754
Hotel	94,343	144,278	251,457	93,100	583,178
MultiFamily	29,303	47,746	98,503	32,179	207,731
RV/Camp	57,148	155,023	274,193	63,688	550,051
SingleFamily	189,068	357,642	831,362	242,093	1,620,165
<b>Grand Total</b>	<b>376,852</b>	<b>719,387</b>	<b>1,481,609</b>	<b>441,032</b>	<b>3,018,879</b>

**2016 LODGING TYPE**



Tillamook County  
**Transient Lodging Tax Revenue**  
 CY 2015

**By Location**

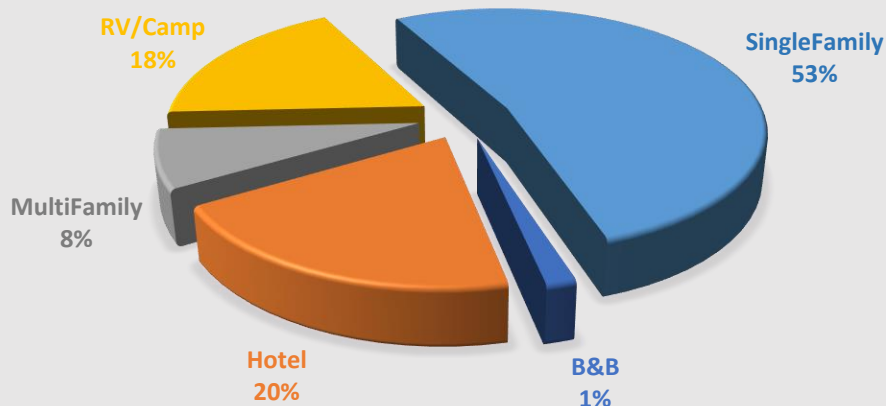
(Rounded to nearest dollar)

Location	Quarter				Grand Total
	2015 Q1	2015 Q2	2015 Q3	2015 Q4	
Manzanita, Nehalem, Wheeler	10,890	18,851	42,526	13,020	85,286
Rockaway Beach	11,602	18,686	41,640	11,712	83,639
Tillamook, Bay City, Garibaldi	10,932	18,053	24,876	9,036	62,897
Uninc - Cloverdale	13,391	24,200	51,733	11,192	100,517
Uninc - Garibaldi	8,670	22,221	44,211	5,876	80,977
Uninc - Manzanita	25,928	62,403	171,211	44,811	304,354
Uninc - Neskowin	40,953	64,452	162,657	57,171	325,234
Uninc - Oceanside	65,212	106,947	245,822	75,664	493,645
Uninc - Pacific City	120,078	190,402	399,021	131,933	841,435
Uninc - Rockaway Beach	27,172	50,523	116,368	33,902	227,965
Uninc - Tillamook	16,310	36,911	66,772	15,534	135,527
Various - Online	4	13,969	18,463	7,242	39,678
<b>Grand Total</b>	<b>351,142</b>	<b>627,617</b>	<b>1,385,300</b>	<b>417,093</b>	<b>2,781,153</b>

**By Lodging Type**

Lodging Type	Quarter				Grand Total
	2015 Q1	2015 Q2	2015 Q3	2015 Q4	
B&B	4,234	10,495	23,019	6,858	44,605
Hotel	84,294	134,496	243,356	92,720	554,866
MultiFamily	31,248	48,394	100,250	34,302	214,193
RV/Camp	52,169	130,279	260,988	54,893	498,329
SingleFamily	179,198	303,953	757,688	228,321	1,469,161
<b>Grand Total</b>	<b>351,142</b>	<b>627,617</b>	<b>1,385,300</b>	<b>417,093</b>	<b>2,781,153</b>

**2015 LODGING TYPE**



Tillamook County  
**Transient Lodging Tax Revenue**  
 CY 2014

**By Location**

(Rounded to nearest dollar)

Location	Quarter				Grand Total
	2014 Q1	2014 Q2	2014 Q3	2014 Q4	
Manzanita, Nehalem, Wheeler	9,649	16,577	39,860	11,843	77,929
Rockaway Beach	7,551	14,464	33,957	10,008	65,980
Tillamook, Bay City, Garibaldi	7,874	15,985	32,452	11,569	67,880
Uninc - Cloverdale	9,214	18,986	47,277	11,462	86,939
Uninc - Garibaldi	6,242	19,677	42,166	5,115	73,200
Uninc - Manzanita	25,076	57,552	133,315	30,078	246,020
Uninc - Neskowin	33,660	51,169	127,480	44,043	256,352
Uninc - Oceanside	47,968	90,975	211,077	64,297	414,317
Uninc - Pacific City	93,479	165,758	358,886	112,456	730,579
Uninc - Rockaway Beach	21,469	36,219	93,399	25,870	176,956
Uninc - Tillamook	10,824	31,871	60,531	13,348	116,574
<b>Grand Total</b>	<b>273,005</b>	<b>519,233</b>	<b>1,180,400</b>	<b>340,090</b>	<b>2,312,727</b>

**By Lodging Type**

Lodging Type	Quarter				Grand Total
	2014 Q1	2014 Q2	2014 Q3	2014 Q4	
B&B	3,613	7,248	14,211	4,143	29,214
Hotel	70,420	113,068	215,267	83,152	481,908
MultiFamily	26,122	41,195	94,323	31,667	193,308
RV/Camp	40,141	112,375	239,014	40,792	432,321
SingleFamily	132,708	245,347	617,584	180,336	1,175,976
<b>Grand Total</b>	<b>273,005</b>	<b>519,233</b>	<b>1,180,400</b>	<b>340,090</b>	<b>2,312,727</b>

**2014 LODGING TYPE**

