

Tillamook County  
**Transient Lodging Tax Revenue**  
 CY 2023

**By Location**

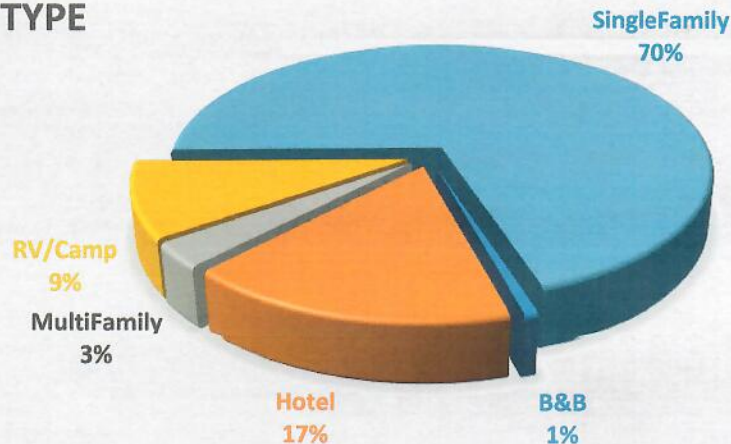
(Rounded to nearest dollar)

Location	Quarter				Grand Total
	2023 Q1	2023 Q2	2023 Q3	2023 Q4	
Manzanita, Nehalem, Wheeler	14,777	28,990	59,050	18,828	121,645
Rockaway Beach	13,873	31,898	65,048	16,330	127,150
Tillamook, Bay City, Garibaldi	8,768	17,325	28,364	9,299	63,757
Uninc - Cloverdale	23,330	39,171	85,659	23,604	171,763
Uninc - Garibaldi	49,187	30,352	25,850	8,213	113,602
Uninc - Manzanita	47,086	124,746	256,652	63,102	491,586
Uninc - Neskowin	54,593	101,868	204,910	65,046	426,416
Uninc - Oceanside	85,799	161,412	289,770	127,982	664,962
Uninc - Pacific City	222,377	434,157	837,012	256,277	1,749,823
Uninc - Rockaway Beach	35,100	75,469	154,778	44,868	310,216
Uninc - Tillamook	24,416	54,504	78,004	20,867	177,792
Various - Online	758,197	813,432	915,130	462,649	2,949,407
<b>Grand Total</b>	<b>1,337,504</b>	<b>1,913,324</b>	<b>3,000,226</b>	<b>1,117,066</b>	<b>7,368,119</b>

**By Lodging Type**

Lodging Type	Quarter				Grand Total
	2023 Q1	2023 Q2	2023 Q3	2023 Q4	
B&B	2,452	4,365	7,980	2,630	17,427
Hotel	173,345	303,196	487,112	202,752	1,166,405
MultiFamily	22,407	42,925	89,607	30,581	185,520
RV/Camp	128,133	228,894	352,963	93,471	803,462
SingleFamily	1,011,166	1,333,944	2,062,563	787,632	5,195,305
<b>Grand Total</b>	<b>1,337,504</b>	<b>1,913,324</b>	<b>3,000,226</b>	<b>1,117,066</b>	<b>7,368,119</b>

**2023 LODGING TYPE**



Tillamook County  
**Transient Lodging Tax Revenue**  
 CY 2022

**By Location**

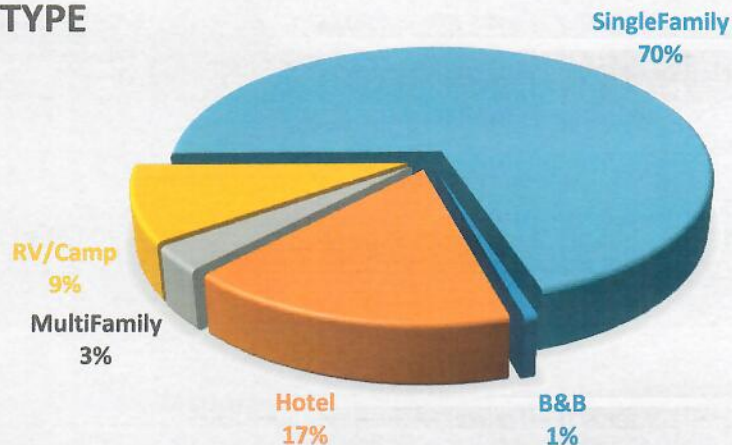
(Rounded to nearest dollar)

Location	2022 Q1	2022 Q2	2022 Q3	2022 Q4	Grand Total
Manzanita, Nehalem, Wheeler	20,271	32,296	61,511	20,216	134,295
Rockaway Beach	17,612	29,579	63,875	17,823	128,889
Tillamook, Bay City, Garibaldi	10,921	15,569	30,583	11,066	68,139
Uninc - Cloverdale	35,685	50,836	99,534	30,424	216,479
Uninc - Garibaldi	42,852	23,576	25,430	6,999	98,856
Uninc - Manzanita	71,802	140,033	269,268	78,627	559,731
Uninc - Neskowin	68,962	110,471	209,336	68,906	457,675
Uninc - Oceanside	95,972	169,032	318,065	117,516	700,584
Uninc - Pacific City	261,692	439,255	823,105	282,084	1,806,136
Uninc - Rockaway Beach	42,842	78,074	164,894	48,733	334,543
Uninc - Tillamook	25,743	43,423	77,039	20,512	166,717
Various - Online	866,147	868,739	872,324	461,186	3,068,396
<b>Grand Total</b>	<b>1,560,500</b>	<b>2,000,884</b>	<b>3,014,963</b>	<b>1,164,092</b>	<b>7,740,439</b>

**By Lodging Type**

Lodging Type	2022 Q1	2022 Q2	2022 Q3	2022 Q4	Grand Total
B&B	3,792	6,694	8,148	3,458	22,093
Hotel	210,410	301,026	493,257	223,359	1,228,053
MultiFamily	34,389	51,810	89,422	29,860	205,481
RV/Camp	124,397	202,383	347,582	87,423	761,785
SingleFamily	1,187,511	1,438,970	2,076,554	819,991	5,523,027
<b>Grand Total</b>	<b>1,560,500</b>	<b>2,000,884</b>	<b>3,014,963</b>	<b>1,164,092</b>	<b>7,740,439</b>

**2022 LODGING TYPE**



Tillamook County  
**Transient Lodging Tax Revenue**  
 CY 2021

**By Location**

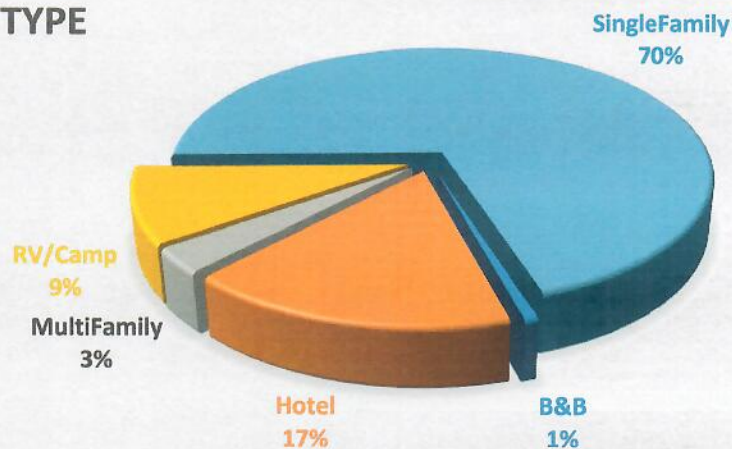
(Rounded to nearest dollar)

Location	2021 Q1	2021 Q2	2021 Q3	2021 Q4	Grand Total
Manzanita, Nehalem, Wheeler	20,118	34,635	58,231	23,984	136,968
Rockaway Beach	17,729	32,891	59,511	20,544	130,674
Tillamook, Bay City, Garibaldi	9,457	18,466	28,767	13,883	70,573
Uninc - Cloverdale	25,125	45,893	70,356	24,292	165,665
Uninc - Garibaldi	27,337	37,690	24,358	6,124	95,508
Uninc - Manzanita	65,152	137,906	240,576	92,707	536,341
Uninc - Neskowin	59,005	112,516	211,977	75,006	458,504
Uninc - Oceanside	93,717	171,982	284,681	119,169	669,549
Uninc - Pacific City	285,118	516,685	816,709	290,737	1,909,249
Uninc - Rockaway Beach	40,370	71,366	148,928	51,310	311,974
Uninc - Tillamook	18,469	47,090	72,338	19,895	157,791
Various - Online	840,308	850,284	763,514	481,770	2,935,876
<b>Grand Total</b>	<b>1,501,905</b>	<b>2,077,404</b>	<b>2,779,946</b>	<b>1,219,418</b>	<b>7,578,673</b>

**By Lodging Type**

Lodging Type	2021 Q1	2021 Q2	2021 Q3	2021 Q4	Grand Total
B&B	2,402	5,053	8,981	3,661	20,096
Hotel	195,647	331,060	491,006	230,977	1,248,690
MultiFamily	34,062	61,446	96,828	36,986	229,322
RV/Camp	105,115	231,140	306,314	72,649	715,218
SingleFamily	1,164,681	1,448,704	1,876,817	875,145	5,365,347
<b>Grand Total</b>	<b>1,501,905</b>	<b>2,077,404</b>	<b>2,779,946</b>	<b>1,219,418</b>	<b>7,578,673</b>

**2021 LODGING TYPE**



Tillamook County  
**Transient Lodging Tax Revenue**  
 CY 2020

**By Location**

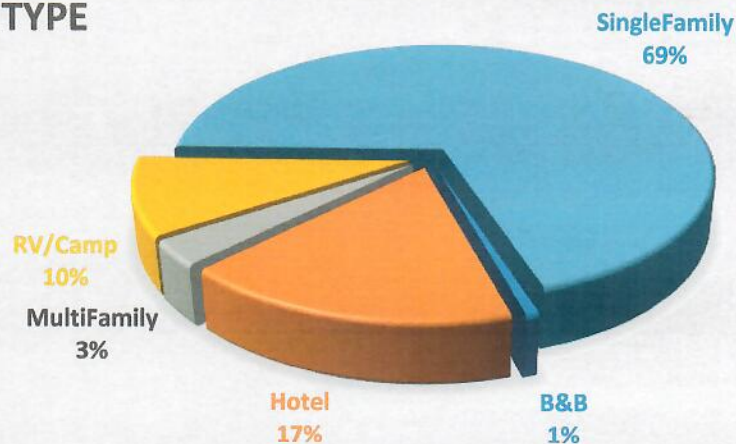
(Rounded to nearest dollar)

Location	2020 Q1	2020 Q2	2020 Q3	2020 Q4	Grand Total
Manzanita, Nehalem, Wheeler	9,449	9,586	50,166	21,883	91,084
Rockaway Beach	8,504	8,043	41,076	19,849	77,473
Tillamook, Bay City, Garibaldi	6,968	6,318	23,455	9,294	46,035
Uninc - Cloverdale	12,140	14,831	55,456	22,322	104,749
Uninc - Garibaldi	9,927	(4,681)	16,019	15,068	36,333
Uninc - Manzanita	31,082	37,247	194,494	69,885	332,709
Uninc - Neskowin	25,738	25,512	144,986	72,155	268,390
Uninc - Oceanside	48,251	45,381	202,228	115,172	411,032
Uninc - Pacific City	150,435	125,657	648,349	307,848	1,232,289
Uninc - Rockaway Beach	19,199	19,360	103,101	49,599	191,259
Uninc - Tillamook	13,326	6,548	48,781	13,793	82,448
Various - Online	248,372	329,077	746,088	542,031	1,865,568
<b>Grand Total</b>	<b>583,391</b>	<b>622,879</b>	<b>2,274,199</b>	<b>1,258,900</b>	<b>4,739,369</b>

**By Lodging Type**

Lodging Type	2020 Q1	2020 Q2	2020 Q3	2020 Q4	Grand Total
B&B	2,709	1,088	7,255	2,595	13,647
Hotel	121,906	83,640	397,368	203,695	806,608
MultiFamily	16,760	14,335	75,775	40,721	147,591
RV/Camp	55,188	50,966	253,695	101,246	461,095
SingleFamily	386,829	472,849	1,540,107	910,643	3,310,428
<b>Grand Total</b>	<b>583,391</b>	<b>622,879</b>	<b>2,274,199</b>	<b>1,258,900</b>	<b>4,739,369</b>

**2020 LODGING TYPE**



Tillamook County  
**Transient Lodging Tax Revenue**  
 CY 2019

**By Location**

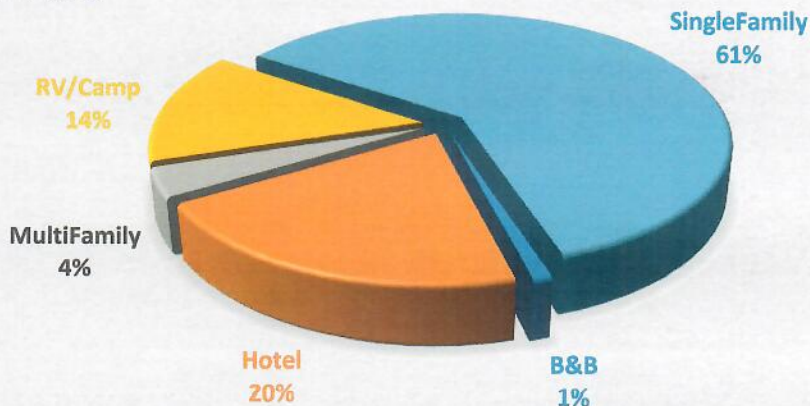
(Rounded to nearest dollar)

Location	2019 Q1	2019 Q2	2019 Q3	2019 Q4	Grand Total
Manzanita, Nehalem, Wheeler	10,970	20,850	44,274	14,514	90,607
Rockaway Beach	11,079	21,325	44,080	13,676	90,160
Tillamook, Bay City, Garibaldi	7,357	14,219	26,233	8,857	56,667
Uninc - Cloverdale	13,713	30,360	55,492	16,386	115,951
Uninc - Garibaldi	14,138	29,606	49,997	13,199	106,939
Uninc - Manzanita	34,300	91,282	172,784	51,144	349,509
Uninc - Neskowin	30,495	53,771	128,469	37,029	249,764
Uninc - Oceanside	54,558	101,339	198,000	67,289	421,185
Uninc - Pacific City	166,135	289,189	555,892	209,638	1,220,854
Uninc - Rockaway Beach	28,273	47,742	104,726	27,428	208,169
Uninc - Tillamook	14,982	42,998	69,194	18,476	145,651
Various - Online	310,046	399,759	501,325	234,375	1,445,506
<b>Grand Total</b>	<b>696,045</b>	<b>1,142,440</b>	<b>1,950,466</b>	<b>712,011</b>	<b>4,500,962</b>

**By Lodging Type**

Lodging Type	2019 Q1	2019 Q2	2019 Q3	2019 Q4	Grand Total
B&B	3,420	6,864	11,186	4,068	25,538
Hotel	138,199	233,093	383,049	166,355	920,697
MultiFamily	21,782	35,636	71,413	24,682	153,513
RV/Camp	72,839	179,674	313,089	77,986	643,588
SingleFamily	459,805	687,172	1,171,730	438,920	2,757,627
<b>Grand Total</b>	<b>696,045</b>	<b>1,142,440</b>	<b>1,950,466</b>	<b>712,011</b>	<b>4,500,962</b>

**2019 LODGING TYPE**



Tillamook County  
**Transient Lodging Tax Revenue**  
 CY 2018

**By Location**

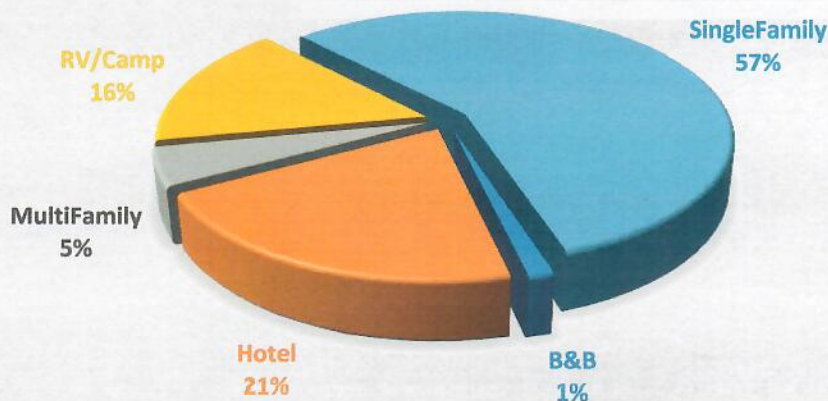
(Rounded to nearest dollar)

Location	2018 Q1	2018 Q2	2018 Q3	2018 Q4	Grand Total
Manzanita, Nehalem, Wheeler	11,856	24,749	49,540	14,234	100,380
Rockaway Beach	12,108	22,825	48,022	12,581	95,537
Tillamook, Bay City, Garibaldi	9,345	13,971	31,101	11,644	66,060
Uninc - Cloverdale	18,704	35,916	56,008	14,771	125,400
Uninc - Garibaldi	13,452	30,110	53,651	11,495	108,708
Uninc - Manzanita	52,883	112,093	179,140	48,133	392,250
Uninc - Neskowin	43,612	79,961	155,652	39,889	319,115
Uninc - Oceanside	63,847	116,842	213,404	67,995	462,088
Uninc - Pacific City	143,836	291,488	532,482	182,632	1,150,438
Uninc - Rockaway Beach	37,428	65,549	128,636	31,934	263,548
Uninc - Tillamook	19,331	49,710	66,605	15,191	150,837
Various - Online	167,382	178,182	240,389	182,905	768,857
<b>Grand Total</b>	<b>593,785</b>	<b>1,021,397</b>	<b>1,754,631</b>	<b>633,405</b>	<b>4,003,218</b>

**By Lodging Type**

Lodging Type	2018 Q1	2018 Q2	2018 Q3	2018 Q4	Grand Total
B&B	3,409	6,541	14,188	3,793	27,932
Hotel	109,427	204,812	364,412	153,472	832,123
MultiFamily	24,376	39,822	86,019	25,754	175,971
RV/Camp	79,894	194,828	293,035	69,355	637,112
SingleFamily	376,678	575,395	996,977	381,030	2,330,081
<b>Grand Total</b>	<b>593,785</b>	<b>1,021,397</b>	<b>1,754,631</b>	<b>633,405</b>	<b>4,003,218</b>

**2018 LODGING TYPE**



Tillamook County  
**Transient Lodging Tax Revenue**  
 CY 2017

**By Location**

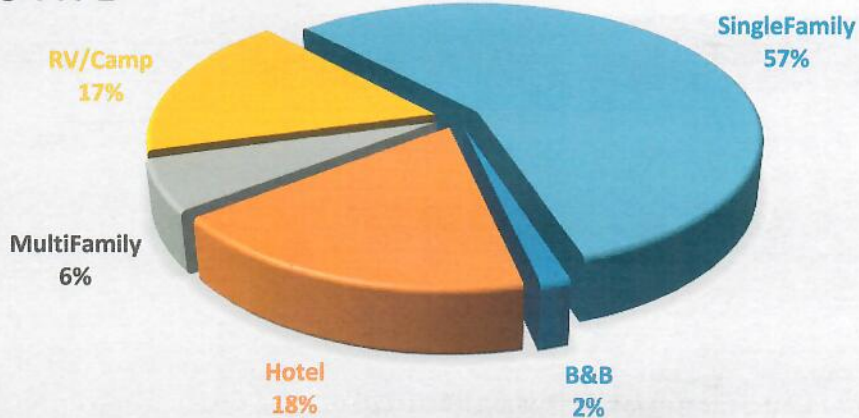
(Rounded to nearest dollar)

Location	2017 Q1	2017 Q2	2017 Q3	2017 Q4	Grand Total
Manzanita, Nehalem, Wheeler	11,088	20,963	47,589	14,305	93,946
Rockaway Beach	10,881	21,163	48,297	13,398	93,739
Tillamook, Bay City, Garibaldi	8,360	13,643	27,169	9,371	58,542
Uninc - Cloverdale	11,437	25,985	56,082	17,667	111,172
Uninc - Garibaldi	10,269	26,515	56,006	8,981	101,772
Uninc - Manzanita	37,183	81,725	180,126	49,752	348,786
Uninc - Neskowin	44,200	79,918	183,492	52,293	359,903
Uninc - Oceanside	62,566	123,224	260,267	79,423	525,480
Uninc - Pacific City	110,473	221,632	453,559	136,200	921,865
Uninc - Rockaway Beach	30,384	58,642	129,231	35,639	253,896
Uninc - Tillamook	15,038	37,723	73,112	16,481	142,355
Various - Online	78,499	80,358	71,862	55,668	286,387
<b>Grand Total</b>	<b>430,379</b>	<b>791,492</b>	<b>1,586,791</b>	<b>489,179</b>	<b>3,297,841</b>

**By Lodging Type**

Lodging Type	2017 Q1	2017 Q2	2017 Q3	2017 Q4	Grand Total
B&B	3,363	5,683	14,963	4,410	28,419
Hotel	84,906	147,141	261,209	99,948	593,205
MultiFamily	22,028	40,142	90,363	28,499	181,033
RV/Camp	61,589	153,534	294,362	65,566	575,050
SingleFamily	258,493	444,992	925,894	290,755	1,920,134
<b>Grand Total</b>	<b>430,379</b>	<b>791,492</b>	<b>1,586,791</b>	<b>489,179</b>	<b>3,297,841</b>

**2017 LODGING TYPE**



Tillamook County  
**Transient Lodging Tax Revenue**  
 CY 2016

**By Location**

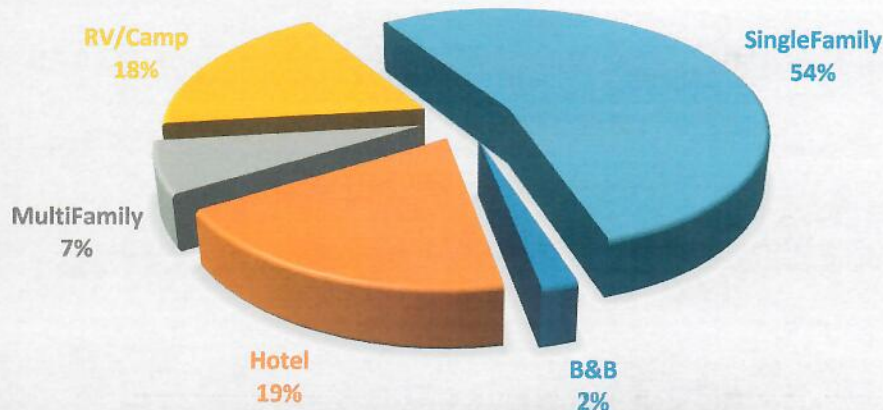
(Rounded to nearest dollar)

Location	2016 Q1	2016 Q2	2016 Q3	2016 Q4	Grand Total
Manzanita, Nehalem, Wheeler	10,900	21,359	47,225	14,466	93,950
Rockaway Beach	11,815	21,574	44,424	14,100	91,913
Tillamook, Bay City, Garibaldi	7,495	13,728	27,242	9,086	57,551
Uninc - Cloverdale	14,465	29,160	58,192	14,124	115,941
Uninc - Garibaldi	7,701	25,628	49,038	6,329	88,695
Uninc - Manzanita	37,488	94,119	186,505	46,210	364,322
Uninc - Neskowin	43,236	75,440	177,480	56,202	352,358
Uninc - Oceanside	72,691	132,608	265,577	88,083	558,960
Uninc - Pacific City	122,435	204,776	430,855	136,770	894,836
Uninc - Rockaway Beach	30,262	60,361	133,200	36,459	260,282
Uninc - Tillamook	13,765	38,639	75,011	20,734	148,150
Various - Online	6,423	5,157	284	112	11,976
<b>Grand Total</b>	<b>378,677</b>	<b>722,549</b>	<b>1,495,031</b>	<b>442,675</b>	<b>3,038,933</b>

**By Lodging Type**

Lodging Type	2016 Q1	2016 Q2	2016 Q3	2016 Q4	Grand Total
B&B	4,071	10,605	18,730	5,408	38,814
Hotel	94,343	144,278	251,457	93,100	583,178
MultiFamily	25,581	41,169	84,400	28,464	179,614
RV/Camp	57,252	155,294	274,811	63,737	551,094
SingleFamily	197,430	371,204	865,634	251,966	1,686,233
<b>Grand Total</b>	<b>378,677</b>	<b>722,549</b>	<b>1,495,031</b>	<b>442,675</b>	<b>3,038,933</b>

**2016 LODGING TYPE**





Tillamook County  
**Transient Lodging Tax Revenue**  
 CY 2015

**By Location**

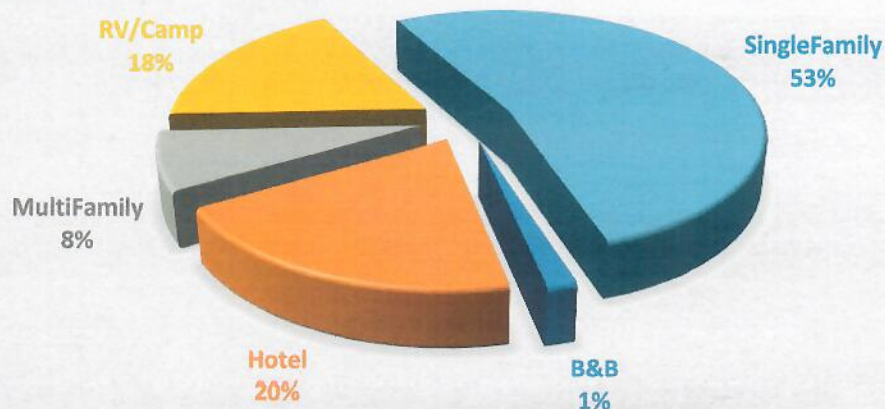
(Rounded to nearest dollar)

Location	2015 Q1	2015 Q2	2015 Q3	2015 Q4	Grand Total
Manzanita, Nehalem, Wheeler	10,890	18,851	42,526	13,020	85,286
Rockaway Beach	11,776	18,873	41,923	11,878	84,449
Tillamook, Bay City, Garibaldi	10,932	18,053	24,876	9,036	62,897
Uninc - Cloverdale	13,514	24,461	52,113	11,647	101,734
Uninc - Garibaldi	8,670	22,221	44,211	5,876	80,977
Uninc - Manzanita	25,928	62,403	171,915	44,811	305,058
Uninc - Neskowin	40,953	64,452	162,795	57,307	325,508
Uninc - Oceanside	65,325	107,164	246,265	75,926	494,680
Uninc - Pacific City	120,465	192,393	402,562	130,167	845,587
Uninc - Rockaway Beach	27,172	50,523	116,368	33,902	227,965
Uninc - Tillamook	16,198	36,693	66,329	15,273	134,493
Various - Online	4	13,969	18,463	7,242	39,678
<b>Grand Total</b>	<b>351,826</b>	<b>630,056</b>	<b>1,390,346</b>	<b>416,083</b>	<b>2,788,311</b>

**By Lodging Type**

Lodging Type	2015 Q1	2015 Q2	2015 Q3	2015 Q4	Grand Total
B&B	4,121	8,174	16,535	4,227	33,057
Hotel	84,294	134,496	243,356	92,720	554,866
MultiFamily	27,910	42,822	86,897	30,311	187,940
RV/Camp	52,169	130,279	261,126	55,029	498,603
SingleFamily	183,332	314,285	782,432	233,796	1,513,845
<b>Grand Total</b>	<b>351,826</b>	<b>630,056</b>	<b>1,390,346</b>	<b>416,083</b>	<b>2,788,311</b>

**2015 LODGING TYPE**



Tillamook County  
**Transient Lodging Tax Revenue**  
 CY 2014

**By Location**

(Rounded to nearest dollar)

Location	2014 Q1	2014 Q2	2014 Q3	2014 Q4	Grand Total
Manzanita, Nehalem, Wheeler	9,649	16,577	39,860	11,843	77,929
Rockaway Beach	7,689	14,610	34,233	10,153	66,685
Tillamook, Bay City, Garibaldi	7,874	15,985	32,452	11,569	67,880
Uninc - Cloverdale	9,442	19,259	47,705	11,615	88,021
Uninc - Garibaldi	6,242	19,677	42,166	5,115	73,200
Uninc - Manzanita	25,076	57,552	133,315	30,078	246,020
Uninc - Neskowin	33,660	51,169	127,480	44,332	256,641
Uninc - Oceanside	48,142	91,329	211,583	64,526	415,580
Uninc - Pacific City	93,479	166,293	359,856	110,554	730,183
Uninc - Rockaway Beach	21,469	36,219	93,399	25,870	176,956
Uninc - Tillamook	10,651	31,517	60,025	13,120	115,312
<b>Grand Total</b>	<b>273,371</b>	<b>520,186</b>	<b>1,182,074</b>	<b>338,775</b>	<b>2,314,407</b>

**By Lodging Type**

Lodging Type	2014 Q1	2014 Q2	2014 Q3	2014 Q4	Grand Total
B&B	3,613	7,248	14,211	4,143	29,214
Hotel	70,420	113,068	215,267	83,152	481,908
MultiFamily	23,839	37,184	82,782	28,665	172,470
RV/Camp	40,141	112,375	239,014	41,081	432,610
SingleFamily	135,358	250,311	630,800	181,734	1,198,204
<b>Grand Total</b>	<b>273,371</b>	<b>520,186</b>	<b>1,182,074</b>	<b>338,775</b>	<b>2,314,407</b>

**2014 LODGING TYPE**

